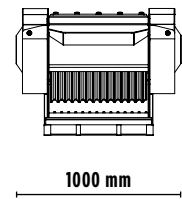
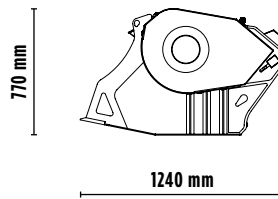


MB-C50 S2

MB[®]
THE CRUSHING EVOLUTION




ACCESSORIES

- RECOMMENDED SPARE PARTS KIT
- FIXED COUPLING
- HOUR METER
- DUST SUPPRESSION KIT
- 24 MONTHS WARRANTY



SPECIFICATIONS

EQUIPMENT	 ≥ 5 Ton
LOAD CAPACITY	0,15 m ³
OPENING DIMENSIONS	L 540 H 250 mm
OUTPUT SETTING	≥ 15 ≤ 60 mm
DIMENSIONS	1240 x 1000 H 770 mm
OIL FLOW	90 l/min.
PRESSURE	> 200 bar
WEIGHT	0,75 Ton

AREAS OF APPLICATION



RECYCLING



URBAN
JOB SITES



ROAD WORKS



MAINTENANCE
OF AGRICULTURAL
AND GREEN SPACES



WATER MAIN
REPAIRS



SMALL-SCALE
DEMOLITION



EXCAVATION

The data provided above is not binding, as the manufacturer reserves itself the right to make improvements to its products at any time and with no advance notice. References to excavator weights are approximate and many may be subject to changes.

Rev. 2019 / 03

in f t You Tube you ru

WWW.MBCRUSHER.COM