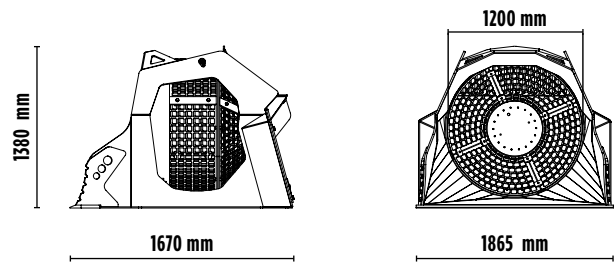



# MB-LS170 S2


**MB**<sup>®</sup>  
THE CRUSHING EVOLUTION



## ACCESSORIES

- RECOMMENDED SPARE PARTS KIT
- FIXED COUPLING
- HOUR METER
- 24 MONTHS WARRANTY

## SPECIFICATIONS

EQUIPMENT	 ≥ 6,5 ≤ 11 Ton
LOAD CAPACITY	1,10 m <sup>3</sup>
GRID DIAMETER	1200 mm
DIMENSIONS	1670 x 1865 H 1380 mm
OIL FLOW	80 l/min.
PRESSURE/COUNTER PRESSURE	> 160 bar / < 40 bar
WEIGHT	1,45 Ton



## AREAS OF APPLICATION



RECYCLING



MEDIUM-SCALE  
RESIDENTIAL  
WORKSITES



SMALL-SCALE  
COMMERCIAL  
WORKSITES



DEMOLITION

The data provided above is not binding, as the manufacturer reserves itself the right to make improvements to its products at any time and with no advance notice. References to excavator weights are approximate and many may be subject to changes.

Rev. 2019 / 06



WWW.MBCRUSHER.COM